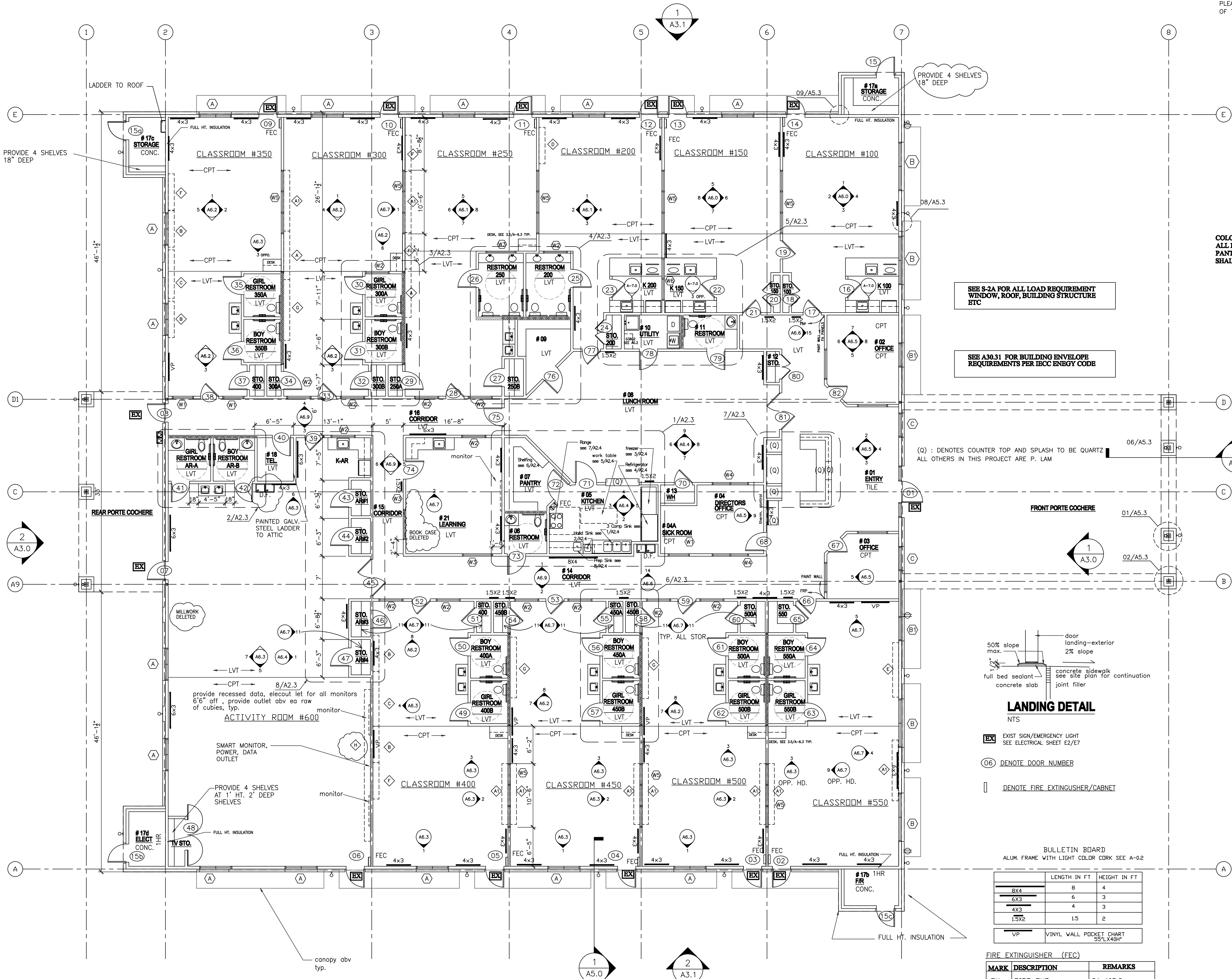


NO.	DATE	DESCRIPTION
1	08/13/2017	PRICING
2	08/30/2018	ADDENDUM 1
3	08/30/2018	ADDENDUM 3
2	09/20/2018	PERMIT
	10/25/2018	FRANCHISE REV.
	01/24/2019	ADA REV

PLEASE SEE SHEET A-2.4 FOR NSF INFORMATION OF THE PROPOSED KITCHEN EQUIPMENT



COLOR OF ALL FRP AND CEILING ARE WHITE
ALL FLOOR, WALL, BASE AND WALL FINISH IN KITCHEN(05), PANTRY(07), LUNCH (08), STORAGE (09), UTILITY (10) RESTROOM(11) SHALL BE LIGHT BEIGE AND HAVE LRV OF 40 OR GREATER.

HEALTH NOTE:
ALL NSF CERTIFICATION ARE SHOWN ON A2.4

- PROVIDE FRP AND WAINSCOTING AT CORRIDORS
- ALL INTERIOR WALL EXTEND TO BOTTOM OF TRUSS
- INSULATION ON ALL EXTERIOR WALL

GC NOTES:
 ALL ADA RAILING, REST ROOM ACCESSORIES, SHALL BE INSTALLED AFTER ADA INSPECTOR MARKED THE REQUIRED HEIGHT AT SITE.

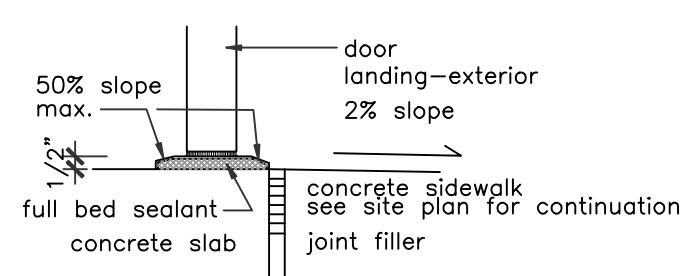
NOTE:
 MOISTURE RESISTANT PLYWOOD SUBSTRATE SHALL BE USED AT ALL AREA RECEIVE PLUMBING FIXTURE. PRESS WOOD IS ALLOWED ONLY AT DRY AREA.

- LEGEND**
- ROOM NAME
 - VCT → FLOOR FINISH
 - ◇ → MILLWORK CUBBIE, SEE SHEET 6.8
 - → DOOR NUMBER, SEE SHEET A0.1
 - → 2x6 WOOD STUD
 - → EGRESS PATH PLAN
 - MIRROR NOT SHOWN ON PLAN, SEE ENLARGED ELEVATIONS
 - TB → TACK BOARD, BY CLARIDGE, 24"WX18"H, TOTAL OF 13. ALUM. FRAME WITH LIGHT COLOR CORK.

SEE S-2A FOR ALL LOAD REQUIREMENT WINDOW, ROOF, BUILDING STRUCTURE ETC

SEE A30.31 FOR BUILDING ENVELOPE REQUIREMENTS PER IECC ENB5Y CODE

(Q) : DENOTES COUNTER TOP AND SPLASH TO BE QUARTZ ALL OTHERS IN THIS PROJECT ARE P. LAM



LANDING DETAIL

- EX → EXIST SIGN/EMERGENCY LIGHT SEE ELECTRICAL SHEET E2/E7
- 06 → DENOTE DOOR NUMBER
- → DENOTE FIRE EXTINGUISHER/CABINET

BULLETIN BOARD
 ALUM. FRAME WITH LIGHT COLOR CORK SEE A-0.2

	LENGTH IN FT	HEIGHT IN FT
8X4	8	4
6X3	6	3
4X3	4	3
1.5X2	1.5	2
VP	VINYL WALL POCKET CHART 55"LX40"H	

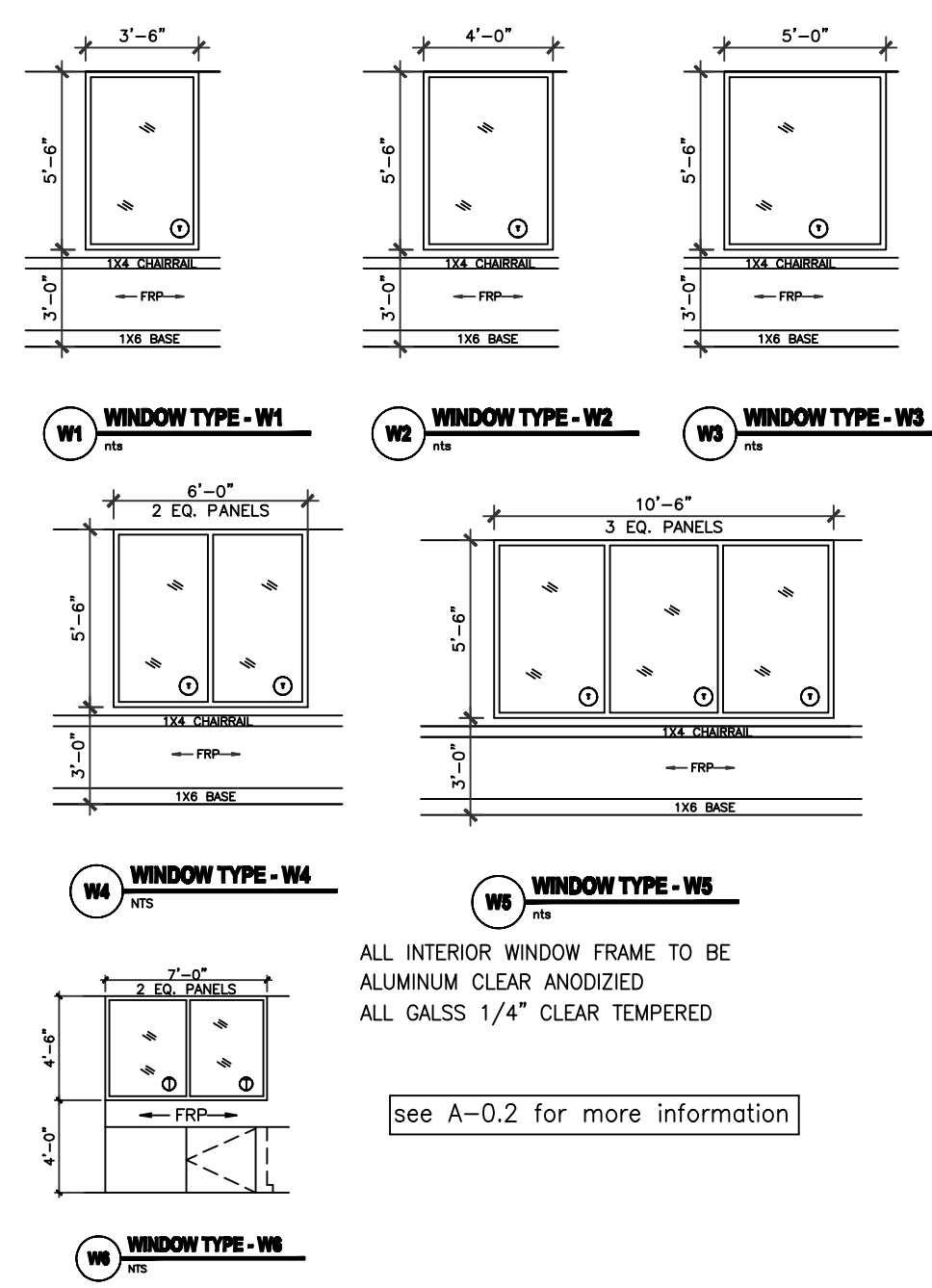
MARK	DESCRIPTION	REMARKS
FX	FIRE EXT.	2A-10B/C
FX-K	FIRE EXT.-KITCHEN	K-RATED

PLUS RECESSED FE CABINETS.

INTERIOR WALL AND DCEILING FINISH REQUIREMENT BY OCCUPANCY

GROUP	EXIT PASSAGEWAY	CORRIDOR	ROOM AND ENCLOSED SPACES
E	B	C	C

INTERIOR WINDOW SCHEDULE



ALL INTERIOR WINDOW FRAME TO BE ALUMINUM CLEAR ANODIZED ALL GLASS 1/4" CLEAR TEMPERED
 see A-0.2 for more information

EXTERIOR WINDOW SCHEDULE

DARK BRONZE ANODIZED ALUMINUM WINDOW FIXED WITH GLAZED-IN INSULATING UNITS, SEE PLAN AND ELEVATION FOR SIZE STAINED CLEAR PINE INTERIOR SURROUNDING.
 see A-3.0 for more information

IVY KIDS EARLY LEARNING CENTER
4434 CR 94
Manvel, Tx 77578

JCC Architect, LLC
 JCC@JCCArch.COM
 THIS SET OF DRAWINGS IS THE SOLE PROPERTY OF JCC ARCHITECT, LLC. IT IS UNLAWFUL TO COPY, REPRODUCE, TRANSMIT, OR IN ANY MANNER DISSEMINATE TO ANY PARTY WITHOUT THE WRITTEN PERMISSION OF JCC ARCHITECT, LLC. A WRITTEN PERMISSION MUST BE OBTAINED FROM JCC ARCHITECT, LLC PRIOR TO USE OF ANY OF THE DRAWINGS.



09/17/2018

DRAWING TITLE

FLOOR PLAN

DRAWN BY	CHECKED BY
manvel	JC
DATE	JOB NO.
09/20/2018	manvel
DRAWING NO.	A-2.0

- NOTES:**
1. BUILDING IS FULLY SPRINKLERED.
 2. ALL INTERIOR WALL, 2X4 STUDS U.N.O. ALL EXTERIOR WALL 2x6 STUDS
 3. 2X6 FOR PLUMBING WALL
 4. ALL BATHROOMS TO BE SLOPED TO FLOOR DRAIN. (SEE P-1)
 5. VISUAL ALARM SHALL BE PROVIDED WITH AUDIBLE ALARM IN ALL RESTROOMS, CLASSROOMS, ACTIVITY ROOM, LOBBIES, AND HALLWAYS.
 6. THE FRONT DOOR HAS AN ELECTRONIC DOOR LATCH, COMPLETE W/ "BIOMETRIC BASED SAFEPASS DOOR CONTROLLER", THE ELECTRONIC DOOR LATCH SHOULD BE ABLE TO BE OPERATED BY A BUZZER BUTTON FROM INSIDE THE BLDG. FROM RECEPTION DESK, AND W/ A KEY IN THE FRONT
 7. ALL LOCKS KEYS TO HAVE THE SAME MASTER KEY
 8. TACK BOARDS PROVIDED BY GC.
 9. PLACE THERMOSTAD SENSOR NEAR 6 FT AFF.
 10. TO AVOID CONFLICT, COORDINATION WITH MILLWORK, FURNITURE, WIDOWS, DOORS AND ALL OTHER EQUIPMENT, DEVICES MUST BE DONE PRIOR TO LOCATE THE WALL SWITCH AND/OR OUTLETS. GC IS RESPONSIBLE TO FIX THE FILED CONFLICT SHOULD IT OCCURS.

1 FLOOR PLAN
 1/8" = 1'-0"